

EN2414-25A3 - JORDAN CREEK TRAIL MT. VERNON TO COLLEGE

Plan Revision 25A3 Section Sponsored by Local Public Agencies Project Type Bicycle and Pedestrian Lead Agency Ozark Greenways

County Greene County Municipality Springfield Status Programmed Total Cost \$137,520

MoDoT ID - Federal ID 5911804 Project From - Project To -

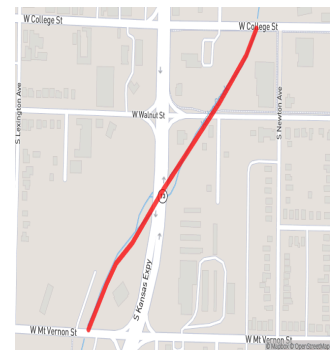
Project Considerations
Environmental Justice Area,
Bike/Ped Plan, Regional Trail
Plan Priority

Project Description
Engineering and design of the Jordan Creek Greenway Trail from Mt. Vernon Street to College Street.

Funding Source Notes
Non-Federal Funding Source: Ozark Greenways

PHASE	FUND SOURCE	PRIOR	2025	2026	2027	2028	FUTURE	TOTAL
Engineering	CRP (FHWA)	-	\$110,016	-	-	-	-	\$110,016
Engineering	Local	-	\$27,504	-	-	-	-	\$27,504
Total Engineering		-	\$137,520	-	-	-	-	\$137,520
Total Programmed		-	\$137,520	-	-	-	-	\$137,520

CURRENT CHANGE REASON	Project Removed
PROJECT CHANGES	ID changed from "EN2414-24A4" to "EN2414-25A3" Plan Revision Name changed from "25Adopted" to "25A3"
FUNDING CHANGES	N/A
FEDERAL PROJECT COST	Stays the same \$110,016
TOTAL PROJECT COST	Stays the same \$137,520



EN2416-25A3 - WARD BRANCH GREENWAY - NATIONAL TO FREMONT

Plan Revision 25A3 Section Sponsored by Local Public Agencies Project Type Bicycle and Pedestrian Lead Agency Ozark Greenways

County Greene County Municipality Springfield Status Programmed Total Cost \$67,574

MoDoT ID - Federal ID 5936804 Project From - Project To -

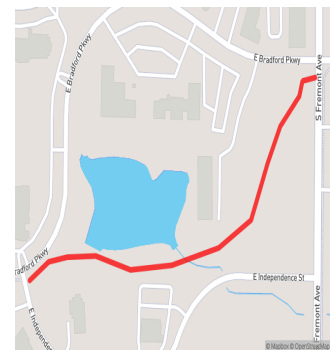
Project Considerations
Environmental Justice Area,
Bike/Ped Plan, Regional Trail
Plan Priority

Project Description
Engineering and design of the Ward Branch Greenway trail between National Avenue and Fremont Avenue.

Funding Source Notes
Non-Federal Funding Source: Ozark Greenways

PHASE	FUND SOURCE	PRIOR	2025	2026	2027	2028	FUTURE	TOTAL
Engineering	CRP (FHWA)	-	\$54,059	-	-	-	-	\$54,059
Engineering	Local	-	\$13,515	-	-	-	-	\$13,515
Total Engineering		-	\$67,574	-	-	-	-	\$67,574
Total Programmed		-	\$67,574	-	-	-	-	\$67,574

CURRENT CHANGE REASON	Schedule / Funding / Scope- Update Changes in a project's total programmed amount greater than 25% (or any amount greater than \$2,000,000)
PROJECT CHANGES	ID changed from "EN2416-24A4" to "EN2416-25A3" Plan Revision Name changed from "25Adopted" to "25A3"
FUNDING CHANGES	CRP (FHWA) + Increase funds in FY 2025 in ENG from \$34,551 to \$54,059 Local + Increase funds in FY 2025 in ENG from \$8,638 to \$13,515
FEDERAL PROJECT COST	Increased from \$34,551 to \$54,059 (56.46%)
TOTAL PROJECT COST	Increased from \$43,189 to \$67,574 (56.46%)



EN2417-25A3 - WILSON'S CREEK TRAIL - EWING TO RUTLEDGE-WILSON

Plan Revision 25A3 Section Sponsored by Local Public Agencies Project Type Bicycle and Pedestrian Lead Agency Ozark Greenways

County Greene County Municipality Springfield, Unincorporated Greene County Status Programmed Total Cost \$400,024

MoDoT ID - Federal ID 5901835 Project From - Project To -

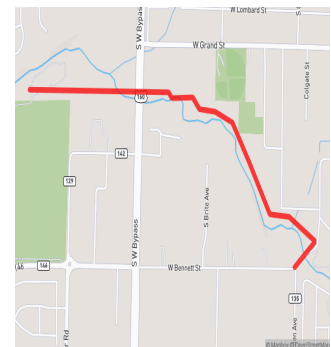
Project Considerations
Environmental Justice Area,
Bike/Ped Plan, Regional Trail
Plan Priority

Project Description
Engineering and design of the Wilson's Creek Trail from Ewing Park West to Rutledge-Wilson Park.

Funding Source Notes
Non-Federal Funding Source: Ozark Greenways

PHASE	FUND SOURCE	PRIOR	2025	2026	2027	2028	FUTURE	TOTAL
Engineering	CRP (FHWA)	-	\$320,019	-	-	-	-	\$320,019
Engineering	Local	-	\$80,005	-	-	-	-	\$80,005
Total Engineering		-	\$400,024	-	-	-	-	\$400,024
Total Programmed		-	\$400,024	-	-	-	-	\$400,024

CURRENT CHANGE REASON	Project Removed
PROJECT CHANGES	ID changed from "EN2417-24A4" to "EN2417-25A3" Plan Revision Name changed from "25Adopted" to "25A3"
FUNDING CHANGES	N/A
FEDERAL PROJECT COST	Stays the same \$320,019
TOTAL PROJECT COST	Stays the same \$400,024



EN2418-25A3 - FASSNIGHT TRAIL FROM SKATE PARK TO FORT

Plan Revision 25A3 Section Sponsored by Local Public Agencies Project Type Bicycle and Pedestrian Lead Agency Ozark Greenways

County Greene County Municipality Springfield Status Programmed Total Cost \$214,315

MoDoT ID - Federal ID 5901836 Project From - Project To -

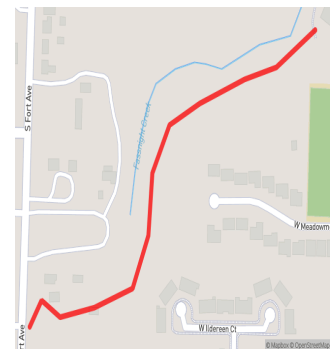
Project Considerations
Environmental Justice Area,
Bike/Ped Plan, Regional Trail
Plan Priority

Project Description
Engineering and design of Fassnight Creek Greenway Trail from west of Parkview High School on S. Thelma/W. Meadowmere (Skate Park) to S. Fort Ave.

Funding Source Notes
Non-Federal Funding Source: Ozark Greenways

PHASE	FUND SOURCE	PRIOR	2025	2026	2027	2028	FUTURE	TOTAL
Engineering	CRP (FHWA)	-	\$171,452	-	-	-	-	\$171,452
Engineering	Local	-	\$42,863	-	-	-	-	\$42,863
Total Engineering		-	\$214,315	-	-	-	-	\$214,315
Total Programmed		-	\$214,315	-	-	-	-	\$214,315

CURRENT CHANGE REASON	Schedule / Funding / Scope- Update Changes in a project's total programmed amount greater than 25% (or any amount greater than \$2,000,000)
PROJECT CHANGES	ID changed from "EN2418-24A4" to "EN2418-25A3" Plan Revision Name changed from "25Adopted" to "25A3"
FUNDING CHANGES	CRP (FHWA) + Increase funds in FY 2025 in ENG from \$135,030 to \$171,452 Local + Increase funds in FY 2025 in ENG from \$33,758 to \$42,863
FEDERAL PROJECT COST	Increased from \$135,030 to \$171,452 (26.97%)
TOTAL PROJECT COST	Increased from \$168,788 to \$214,315 (26.97%)



EN2419-25A3 - CHADWICK JACKSON STREET CONNECTOR

Plan Revision 25A3 Section Sponsored by Local Public Agencies Project Type Bicycle and Pedestrian Lead Agency City of Ozark

County Christian County Municipality Ozark Status Programmed Total Cost \$11,839

MoDoT ID - Federal ID 9901875 Project From - Project To -

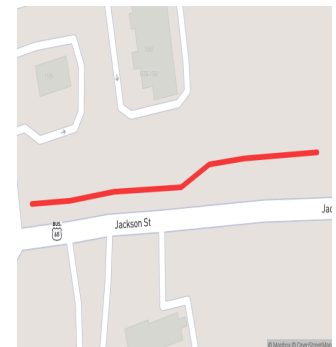
Project Considerations
Bike/Ped Plan

Project Description
Engineering and design for a proposed trail connector from the northeast side of the intersection at Jackson/Hwy 14 and North 16th Street.

Funding Source Notes
Non-Federal Funding Source: City of Ozark

PHASE	FUND SOURCE	PRIOR	2025	2026	2027	2028	FUTURE	TOTAL
Engineering	CRP (FHWA)	-	\$9,471	-	-	-	-	\$9,471
Engineering	Local	-	\$2,368	-	-	-	-	\$2,368
Total Engineering		-	\$11,839	-	-	-	-	\$11,839
Total Programmed		-	\$11,839	-	-	-	-	\$11,839

CURRENT CHANGE REASON	Schedule / Funding / Scope- Update Changes in a project's total programmed amount greater than 25% (or any amount greater than \$2,000,000)
PROJECT CHANGES	ID changed from "EN2419-24A4" to "EN2419-25A3" Plan Revision Name changed from "25Adopted" to "25A3"
FUNDING CHANGES	CRP (FHWA) - Decrease funds in FY 2025 in ENG from \$26,723 to \$9,471 Local - Decrease funds in FY 2025 in ENG from \$6,681 to \$2,368
FEDERAL PROJECT COST	Decreased from \$26,723 to \$9,471 (-64.56%)
TOTAL PROJECT COST	Decreased from \$33,404 to \$11,839 (-64.56%)



EN2420-25A3 - KALI SPRINGS TRAIL CONNECTOR

Plan Revision 25A3 Section Sponsored by Local Public Agencies Project Type Bicycle and Pedestrian Lead Agency City of Ozark

County Christian County Municipality Ozark Status Programmed Total Cost \$43,459

MoDoT ID - Federal ID 9901876 Project From - Project To -

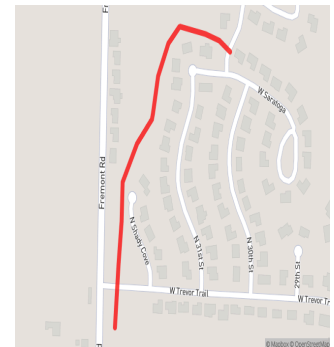
Project Considerations
Environmental Justice Area,
Bike/Ped Plan

Project Description
Engineering and design of the Kali Springs trail connector near Fremont Road from just south of W. Trevor to N. 30th.

Funding Source Notes
Non-Federal Funding Source: City of Ozark

PHASE	FUND SOURCE	PRIOR	2025	2026	2027	2028	FUTURE	TOTAL
Engineering	CRP (FHWA)	-	\$34,767	-	-	-	-	\$34,767
Engineering	Local	-	\$8,692	-	-	-	-	\$8,692
Total Engineering		-	\$43,459	-	-	-	-	\$43,459
Total Programmed		-	\$43,459	-	-	-	-	\$43,459

CURRENT CHANGE REASON	Schedule / Funding / Scope- Update Changes in a project's total programmed amount greater than 25% (or any amount greater than \$2,000,000)
PROJECT CHANGES	ID changed from "EN2420-24A4" to "EN2420-25A3" Plan Revision Name changed from "25Adopted" to "25A3"
FUNDING CHANGES	CRP (FHWA) + Increase funds in FY 2025 in ENG from \$25,910 to \$34,767 Local + Increase funds in FY 2025 in ENG from \$6,478 to \$8,692
FEDERAL PROJECT COST	Increased from \$25,910 to \$34,767 (34.18%)
TOTAL PROJECT COST	Increased from \$32,388 to \$43,459 (34.18%)



GR2302-25A3 - I-44 PAVEMENT IMPROVEMENTS

Plan Revision 25A3	Section Sponsored by MoDOT	Project Type Asset Management - Pavement	Lead Agency MoDOT
County Greene County	Municipality Unincorporated Greene County	Status Reprogrammed	Total Cost \$317,000
MoDoT ID JSU0146	Federal ID 0442346	Project From 0.7 mi east of Rte. 125	Project To 2.1 miles east of Rte. 125

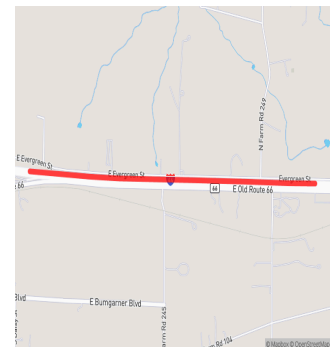
Project Considerations
Environmental Justice Area

Project Description
Rebuild pavement on the westbound lanes from 2.1 miles east of Rte. 125 to 0.7 mile east of Rte. 125 near Strafford.

Funding Source Notes
Non-Federal Funding Source: State Transportation Revenues

PHASE	FUND SOURCE	PRIOR	2025	2026	2027	2028	FUTURE	TOTAL
Engineering	MoDOT	\$63,400	-	-	-	-	-	\$63,400
Engineering	NHPP (FHWA)	\$253,600	-	-	-	-	-	\$253,600
Total Engineering		\$317,000	-	-	-	-	-	\$317,000
Total Prior Costs		\$317,000	-	-	-	-	-	\$317,000
Total Programmed		\$317,000	-	-	-	-	-	\$317,000

CURRENT CHANGE REASON	Schedule / Funding / Scope- Update Addition or deletion of any project (except as noted in the Administrative Modifications section)
PROJECT CHANGES	ID changed from "GR2302-24AM6" to "GR2302-25A3" Plan Revision Name changed from "25Adopted" to "25A3" Status changed from "Programmed" to "Reprogrammed"
FUNDING CHANGES	MoDOT - Decrease funds in FY 2025 in ENG from \$127,200 to \$0 - Decrease funds in FY 2025 in CON from \$1,741,000 to \$0 NHPP (FHWA) - Decrease funds in FY 2025 in ENG from \$508,800 to \$0 - Decrease funds in FY 2025 in CON from \$6,964,000 to \$0
FEDERAL PROJECT COST	Decreased from \$7,726,400 to \$253,600 (-96.72%)
TOTAL PROJECT COST	Decreased from \$9,658,000 to \$317,000 (-96.72%)



MO2521-25A3 - I-44 SAFETY PROJECT

Plan Revision 25A3	Section Sponsored by MoDOT	Project Type System Improvement	Lead Agency MoDOT
County Greene County	Municipality Springfield, Strafford	Status Programmed	Total Cost \$229,062,000
MoDOT ID ST0088	Federal ID -	Project From US 160, I-44	Project To Route 125, I-44

Project Considerations
Environmental Justice Area

Project Description
Safety and capacity improvements Rte. 160 to Rte. 125, improvements at Rte. 13, rehabilitate Rte. EE over I-44, WB pavement rehabilitation 2.1 miles to 0.7 mile EO Rte. 125, pavement resurfacing 9.5 miles to 1.1 miles EO Rte.125.

Funding Source Notes
Non-Federal Funding Source: SFY 2025 Special General Revenue Funds

PHASE	FUND SOURCE	PRIOR	2025	2026	2027	2028	FUTURE	TOTAL
Engineering	MoDOT	-	\$911,000	\$12,452,400	-	-	-	\$13,363,400
Engineering	NHPP (FHWA)	-	\$1,234,000	\$5,653,600	-	-	-	\$6,887,600
Total Engineering		-	\$2,145,000	\$18,106,000	-	-	-	\$20,251,000
ROW	MoDOT	-	-	\$2,452,000	-	-	-	\$2,452,000
ROW	NHPP (FHWA)	-	-	\$9,808,000	-	-	-	\$9,808,000
Total ROW		-	-	\$12,260,000	-	-	-	\$12,260,000
Construction	MoDOT	-	-	\$161,422,200	-	-	-	\$161,422,200
Construction	NHPP (FHWA)	-	-	\$35,128,800	-	-	-	\$35,128,800
Total Construction		-	-	\$196,551,000	-	-	-	\$196,551,000
Total Programmed		-	\$2,145,000	\$226,917,000	-	-	-	\$229,062,000

CURRENT CHANGE REASON	Schedule / Funding / Scope- Update Changes in a project's total programmed amount greater than 25% (or any amount greater than \$2,000,000) - Substantial changes to the scope of a project (e.g. changing the number of through traffic lanes, changing the type of project such as from rehabilitation to system expansion) - Changes in the termini of a capacity improvement project of any length OR any project in which the total length changes more than 1/4 mile
PROJECT CHANGES	<p>Description changed from "Safety and capacity improvements from Rte. 160 in Springfield to Rte. 125 in Strafford." to "Safety and capacity improvements Rte. 160 to Rte. 125, improvements at Rte. 13, rehabilitate Rte. EE over I-44, WB pavement rehabilitation 2.1 miles to 0.7 mile EO Rte. 125, pavement resurfacing 9.5 miles to 1.1 miles EO Rte.125."</p> <p>ID changed from "MO2521-25A1" to "MO2521-25A3"</p> <p>Plan Revision Name changed from "25A1" to "25A3"</p>
FUNDING CHANGES	<p>MoDOT</p> <ul style="list-style-type: none"> - Decrease funds in FY 2025 in ENG from \$10,586,000 to \$911,000 - Decrease funds in FY 2025 in CON from \$154,997,000 to \$0 + Increase funds in FY 2026 in ENG from \$0 to \$12,452,400 + Increase funds in FY 2026 in ROW from \$0 to \$2,452,000 + Increase funds in FY 2026 in CON from \$0 to \$161,422,200 <p>NHPP (FHWA)</p> <ul style="list-style-type: none"> + Increase funds in FY 2025 in ENG from \$0 to \$1,234,000 + Increase funds in FY 2026 in ENG from \$0 to \$5,653,600 + Increase funds in FY 2026 in ROW from \$0 to \$9,808,000 + Increase funds in FY 2026 in CON from \$0 to \$35,128,800
FEDERAL PROJECT COST	Increased from \$0 to \$51,824,400 (0%)
TOTAL PROJECT COST	Increased from \$165,583,000 to \$229,062,000 (38.34%)



SP2301-25A3 - I-44 AND KANSAS INTERCHANGE IMPROVEMENTS

Plan Revision 25A3 Section Sponsored by MoDOT Project Type System Improvement Lead Agency MoDOT

County Greene County Municipality Springfield Status Reprogrammed Total Cost \$1,000,000

MoDOT ID JSU0079 Federal ID 0132097 Project From At I-44 Project To -

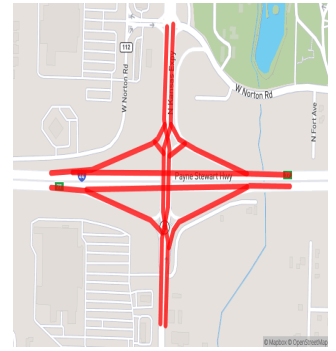
Project Considerations
Environmental Justice Area,
Bike/Ped Plan

Project Description
Interchange improvements on Rte. 13 at I-44 in Springfield.

Funding Source Notes
Non-Federal Funding Source: State Transportation Revenues

PHASE	FUND SOURCE	PRIOR	2025	2026	2027	2028	FUTURE	TOTAL
Engineering	MoDOT	\$200,000	-	-	-	-	-	\$200,000
Engineering	NHPP (FHWA)	\$800,000	-	-	-	-	-	\$800,000
Total Engineering		\$1,000,000	-	-	-	-	-	\$1,000,000
Total Prior Costs		\$1,000,000	-	-	-	-	-	\$1,000,000
Total Programmed		\$1,000,000	-	-	-	-	-	\$1,000,000

CURRENT CHANGE REASON	Schedule / Funding / Scope- Update Addition or deletion of any project (except as noted in the Administrative Modifications section)
PROJECT CHANGES	ID changed from "SP2301-23" to "SP2301-25A3" Plan Revision Name changed from "25Adopted" to "25A3" Status changed from "Programmed" to "Reprogrammed"
FUNDING CHANGES	<p>MoDOT</p> <ul style="list-style-type: none"> - Decrease funds in FY 2025 in ENG from \$100,000 to \$0 - Decrease funds in FY 2026 in ENG from \$339,400 to \$0 - Decrease funds in FY 2026 in ROW from \$2,549,600 to \$0 - Decrease funds in FY 2027 in ENG from \$1,027,000 to \$0 - Decrease funds in FY 2027 in CON from \$7,228,800 to \$0 <p>NHPP (FHWA)</p> <ul style="list-style-type: none"> - Decrease funds in FY 2025 in ENG from \$400,000 to \$0 - Decrease funds in FY 2026 in ENG from \$1,357,600 to \$0 - Decrease funds in FY 2026 in ROW from \$10,198,400 to \$0 - Decrease funds in FY 2027 in ENG from \$4,108,000 to \$0 - Decrease funds in FY 2027 in CON from \$28,915,200 to \$0
FEDERAL PROJECT COST	Decreased from \$45,779,200 to \$800,000 (-98.25%)
TOTAL PROJECT COST	Decreased from \$57,224,000 to \$1,000,000 (-98.25%)



SP2305-25A3 - BRIDGE IMPROVEMENT OVER I-44

Plan Revision 25A3 Section Sponsored by MoDOT Project Type Asset Management - Bridge Lead Agency MoDOT

County Greene County Municipality Springfield Status Reprogrammed Total Cost \$39,000

MoDoT ID JSU0066 Federal ID S605015 Project From over I-44 Project To -

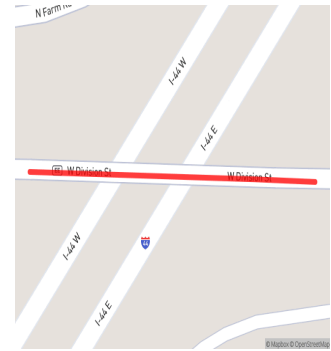
Project Considerations
Environmental Justice Area,
Bike/Ped Plan

Project Description
Bridge improvement on Route EE over I-44 in Springfield. Project involves bridge A0713.

Funding Source Notes
Non-Federal Funding Source: State Transportation Revenues

PHASE	FUND SOURCE	PRIOR	2025	2026	2027	2028	FUTURE	TOTAL
Engineering	MoDOT	\$7,800	-	-	-	-	-	\$7,800
Engineering	NHPP (FHWA)	\$31,200	-	-	-	-	-	\$31,200
Total Engineering		\$39,000	-	-	-	-	-	\$39,000
Total Prior Costs		\$39,000	-	-	-	-	-	\$39,000
Total Programmed		\$39,000	-	-	-	-	-	\$39,000

CURRENT CHANGE REASON	Schedule / Funding / Scope- Update Addition or deletion of any project (except as noted in the Administrative Modifications section)
PROJECT CHANGES	ID changed from "SP2305-23" to "SP2305-25A3" Plan Revision Name changed from "25Adopted" to "25A3" Status changed from "Programmed" to "Reprogrammed"
FUNDING CHANGES	<p>MoDOT</p> <ul style="list-style-type: none"> - Decrease funds in FY 2025 in ENG from \$2,000 to \$0 - Decrease funds in FY 2026 in ENG from \$8,000 to \$0 - Decrease funds in FY 2026 in ROW from \$400 to \$0 - Decrease funds in FY 2027 in ENG from \$39,000 to \$0 - Decrease funds in FY 2027 in CON from \$239,400 to \$0 <p>NHPP (FHWA)</p> <ul style="list-style-type: none"> - Decrease funds in FY 2025 in ENG from \$8,000 to \$0 - Decrease funds in FY 2026 in ENG from \$32,000 to \$0 - Decrease funds in FY 2026 in ROW from \$1,600 to \$0 - Decrease funds in FY 2027 in ENG from \$156,000 to \$0 - Decrease funds in FY 2027 in CON from \$957,600 to \$0
FEDERAL PROJECT COST	Decreased from \$1,186,400 to \$31,200 (-97.37%)
TOTAL PROJECT COST	Decreased from \$1,483,000 to \$39,000 (-97.37%)



ST2301-23 - I-44 PAVEMENT RESURFACING FROM MO 125 TO WEBSTER COUNTY LINE

Plan Revision 25A3	Section Sponsored by MoDOT	Project Type Asset Management - Pavement	Lead Agency MoDOT
County Greene County	Municipality Strafford	Status Reprogrammed	Total Cost \$10,000
MoDoT ID JSU0013	Federal ID 0442349	Project From 0.5 mile east of Rte. 125	Project To Webster County Line (OTO Boundary)

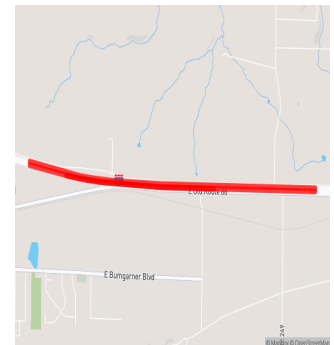
Project Considerations
Environmental Justice Area

Project Description
Pavement resurfacing on I-44 from 0.5 miles east of Rte. 125 in Strafford to 1.1 mile east of Rte. 125.

Funding Source Notes
Non-Federal Funding Source: State Transportation Revenues

PHASE	FUND SOURCE	PRIOR	2025	2026	2027	2028	FUTURE	TOTAL
Engineering	MoDOT	\$1,800	-	-	-	-	-	\$1,800
Engineering	NHPP (FHWA)	\$8,200	-	-	-	-	-	\$8,200
Total Engineering		\$10,000	-	-	-	-	-	\$10,000
Total Prior Costs		\$10,000	-	-	-	-	-	\$10,000
Total Programmed		\$10,000	-	-	-	-	-	\$10,000

CURRENT CHANGE REASON	Schedule / Funding / Scope- Update Addition or deletion of any project (except as noted in the Administrative Modifications section)
PROJECT CHANGES	Plan Revision Name changed from "25Adopted" to "25A3" Status changed from "Programmed" to "Reprogrammed"
FUNDING CHANGES	<p>MoDOT</p> <ul style="list-style-type: none"> - Decrease funds in FY 2025 in ENG from \$17,600 to \$0 - Decrease funds in FY 2025 in CON from \$136,400 to \$0 <p>NHPP (FHWA)</p> <ul style="list-style-type: none"> - Decrease funds in FY 2025 in ENG from \$70,400 to \$0 - Decrease funds in FY 2025 in CON from \$545,600 to \$0
FEDERAL PROJECT COST	Decreased from \$624,200 to \$8,200 (-98.69%)
TOTAL PROJECT COST	Decreased from \$780,000 to \$10,000 (-98.72%)



REVENUE

Revenue Source	Carryover	2025	2026	2027	2028	Total
MoDOT State/Federal	\$29,745,750	\$341,730,000	\$83,957,000	\$20,789,000	\$27,797,000	\$33,186
RAISE	\$0	\$24,822,313	\$0	\$0	\$0	\$24,822,313
Suballocated STBG-U	\$7,884,416	\$8,089,609	\$8,251,401	\$8,416,429	\$8,584,758	\$41,226,613
Suballocated TAP	\$3,355,907	\$1,635,984	\$1,668,704	\$1,702,078	\$1,736,119	\$10,098,792
Suballocated CRP	\$2,550,324	\$965,102	\$984,404	\$1,004,092	\$1,024,174	\$6,528,096
Aviation - FAA	\$0	\$3,490,713	\$3,560,527	\$3,631,738	\$3,704,373	\$14,387,351
FTA 5307	\$8,583,087	\$3,778,542	\$3,854,113	\$3,931,195	\$4,009,819	\$24,156,756
FTA 5310	\$1,209,290	\$421,275	\$429,701	\$438,295	\$447,061	\$2,945,622
FTA 5339	\$871,186	\$362,479	\$368,729	\$3,600,703	\$381,605	\$5,584,702
Transit MO HealthNet Contract	\$0	\$29,000	\$29,000	\$29,000	\$29,000	\$116,000
Transit State Operating Funding	\$247,527	\$143,500	\$143,500	\$143,500	\$43,500	\$721,527
CU Transit Utility Ratepayers	\$8,408,850	\$7,612,190	\$7,613,190	\$7,132,430	\$7,109,430	\$37,876,090
CU Transit Farebox, Ads, Rent	\$0	\$955,000	\$954,000	\$1,015,000	\$1,038,000	\$3,962,000
Human Service Agencies	\$302,323	\$57,925	\$59,084	\$60,266	\$61,471	\$541,069
TOTAL	\$63,158,659	\$394,093,632	\$111,873,353	\$51,893,726	\$55,966,310	\$173,000,117

LOCAL PUBLIC AGENCY CAPACITY

LPA Capacity	2025	2026	2027	2028	Total
CART All Jurisdictions (Projected)	\$19,495,870	\$19,495,870	\$19,495,870	\$19,495,870	\$77,983,480
O&M (634.73 miles * \$5,323/mile)	(\$3,823,687)	(\$3,926,927)	(\$4,032,954)	(\$4,141,844)	(\$15,925,412)
TIP Programmed Funds All Jurisdictions	(\$15,306,037)	(\$426,941)	(\$480,773)	(\$603,873)	(\$16,817,624)
Other Committed Funds All Jurisdictions	\$62,389,099	\$62,389,099	\$62,389,099	\$62,389,099	\$249,556,396
TOTAL	\$62,755,245	\$77,531,101	\$77,371,242	\$77,139,252	\$294,796,840

Transit Local Operations/Maint.	Carryover	2025	2026	2027	2028	Total
System Operations Local	\$8,008,970	\$7,708,899	\$7,708,899	\$7,708,899	\$7,708,899	\$38,844,566
System Maintenance Local	\$399,880	\$399,880	\$399,880	\$190,000	\$190,000	\$1,579,640
Local Programmed O&M	--	(\$16,517,629)	(\$8,108,779)	(\$7,898,899)	(\$7,898,899)	(\$40,424,206)
Carryover	\$8,408,850	\$8,408,850	\$0	\$0	\$0	\$0
Additional O&M Costs	\$0	\$0	\$0	\$0	\$0	\$0

FINANCIAL CONSTRAINT

FHWA Sponsored Projects

Fund Type	Programmed (2025)	Programmed (2026)	Programmed (2027)	Programmed (2028)
FEDERAL				
BRO (FHWA)	\$3,443,357	\$36,000	\$0	\$0
CRP (FHWA)	\$3,969,608	\$444,580	\$0	\$0
I/M (FHWA)	\$135,000	\$135,000	\$0	\$0
NHPP (FHWA)	\$74,979,600	\$58,784,000	\$9,924,000	\$19,803,200
RAISE	\$24,822,313	\$0	\$0	\$0
SAFETY (FHWA)	\$3,556,500	\$680,400	\$262,800	\$64,800
STBG (FHWA)	\$26,891,903	\$1,053,600	\$150,400	\$72,000
STBG-U (FHWA)	\$31,022,207	\$844,019	\$1,653,419	\$2,415,491
TAP (FHWA)	\$6,406,727	\$383,160	\$134,836	\$0
Federal Subtotal	\$175,227,215	\$62,360,759	\$12,125,455	\$22,355,491
STATE				
MoDOT	\$41,936,549	\$182,129,800	\$4,127,382	\$5,984,200
MoDOT-AC	\$22,375,997	\$12,335,200	\$5,177,164	\$2,772,800
MoDOT O&M	\$6,225,965	\$6,369,163	\$6,515,653	\$6,665,513
State Subtotal	\$70,538,511	\$200,834,163	\$15,820,199	\$15,422,513
LOCAL/OTHER				
Local	\$15,306,037	\$426,941	\$480,773	\$603,873
Local-AC	\$841,992	\$0	\$0	\$0
MO-ARPA	\$1,299,646	\$0	\$0	\$0
Other	\$3,283,010	\$0	\$0	\$0
Local/Other Subtotal	\$20,730,685	\$426,941	\$480,773	\$603,873
Total	\$266,496,411	\$263,621,863	\$28,426,427	\$38,381,877

	Prior Year	FY 2025	FY 2026	FY 2027	FY 2028	TOTAL
Available State and Federal Funding	\$29,745,750	\$341,730,000	\$83,957,000	\$20,789,000	\$27,797,000	\$504,018,750
Federal Discretionary Funding	\$0	\$24,822,313	\$0	\$0	\$0	\$24,822,313
Available Operations and Maintenance Funding	\$0	\$6,225,965	\$6,369,163	\$6,515,653	\$6,665,513	\$25,776,294
Funds from Other Sources (inc. Local)	\$0	\$20,730,685	\$426,941	\$480,773	\$603,873	\$22,242,272
Available Suballocated Funding	\$13,790,647	\$10,690,695	\$10,904,509	\$11,122,599	\$11,345,051	\$57,853,501
TOTAL AVAILABLE FUNDING	\$43,536,397	\$404,199,658	\$101,657,613	\$38,908,025	\$46,411,437	\$634,713,130
Carryover		\$43,536,397	\$181,239,644	\$19,275,394	\$29,756,992	--
Programmed State and Federal Funding		(\$266,496,411)	(\$263,621,863)	(\$28,426,427)	(\$38,381,877)	(\$596,926,578)
TOTAL REMAINING	\$43,536,397	\$181,239,644	\$19,275,394	\$29,756,992	\$37,786,552	\$37,786,552