



# OZARKS TRANSPORTATION ORGANIZATION

A METROPOLITAN PLANNING ORGANIZATION

---

2208 W. CHESTERFIELD BOULEVARD, SUITE 101, SPRINGFIELD, MO 65807  
417-865-3047

4 November 2024

Mr. Ezekiel Hall  
Transportation Planning  
Missouri Department of Transportation  
P. O. Box 270  
Jefferson City, Missouri 65102

Dear Mr. Hall:

I am writing to advise you that the Ozarks Transportation Organization approved Administrative Modification Number One to the OTO FY 2025-2028 Transportation Improvement Program (TIP) on November 4, 2024. Please find enclosed the administrative modification, which is outlined on the following pages.

Please let me know if you have any questions about the administrative modification or need any other information.

Sincerely,

Natasha L. Longpine, AICP  
Transportation Planning Manager

Enclosure



## Administrative Modification 1 to the FY 2025-2028 Transportation Improvement Program

### Ozarks Transportation Organization (Springfield, MO Area MPO)

#### **DESCRIPTION:**

There are multiple items included as part of Administrative Modification 1 to the FY 2025-2028 Transportation Improvement Program. These changes do not affect Fiscal Constraint.

**Basis for Administrative Modification** - *Update Changes in a project's total programmed amount less than 25% (up to \$2,000,000).*

1. South Creek Greenway - Posenke (EN2415-25AM1)  
Increased CRP funding from \$128,303 to \$132,650 and Local funding from \$32,076 to \$33,162 for a new total programmed amount of \$165,812.
2. Blue Stem Phase I North Ozark Greenway (EN2421-25AM1)  
Decreased CRP funding from \$58,424 to \$57,811 and Local funding from \$14,607 to \$14,453 for a new total programmed amount of \$57,811.
3. Finley River Trail Western Expansion (EN2422-25AM1)  
Increased CRP funding from \$89,714 to \$91,416 and Local funding from \$22,428 to \$22,854 for a new total programmed amount of \$114,270.

**Bases for Administrative Modification** - *Moving funds between development phases of a project (Environmental Assessment, PE Design, ROW, Construction, or other) without major changes to the scope of the project.*

4. Lost Hill Greenway Bridge (EN2402-25AM1)  
Moved \$33,500 from Construction to Engineering and the total programmed amount remains the same at \$150,000.

**Basis for Administrative Modification** - *Minor changes to funding sources between federal funding categories or between state and local sources.*

5. Trail/Sidewalk Hwy CC Chadwick Flyer Connection (EN601-25AM1)  
Changed federal funding source from TAP to CRP.

## EN2415-25AM1 - SOUTH CREEK GREENWAY - POSENKE

Plan Revision 25AM1      Section Sponsored by Local Public Agencies      Project Type Bicycle and Pedestrian      Lead Agency Ozark Greenways

County Greene County      Municipality Unincorporated Greene County      Status Programmed      Total Cost \$165,812

MoDoT ID -      Federal ID 5901834      Project From -      Project To -

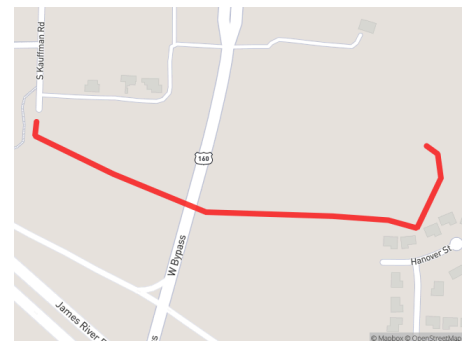
Project Considerations  
Environmental Justice Area,  
Bike/Ped Plan, Regional Trail  
Plan Priority

Project Description  
Engineering and design for a .5 mile trail gap along the South Creek Greenway and a direct connection to the Wilson's Creek Greenway.

Funding Source Notes  
Non-Federal Funding Source: Ozark Greenways

PHASE	FUND SOURCE	PRIOR	FY2025	FY2026	FY2027	FY2028	FUTURE	TOTAL
Engineering	CRP (FHWA)	-	\$132,650	-	-	-	-	\$132,650
Engineering	Local	-	\$33,162	-	-	-	-	\$33,162
Total Engineering		-	\$165,812	-	-	-	-	\$165,812
<b>Total Programmed</b>		-	<b>\$165,812</b>	-	-	-	-	<b>\$165,812</b>

<b>CURRENT CHANGE REASON</b>	Schedule / Funding / Scope- Update Changes in a project's total programmed amount less than 25% (up to \$2,000,000)
<b>PROJECT CHANGES</b>	ID changed from "EN2415-24A4" to "EN2415-25AM1" Plan Revision Name changed from "25Adopted" to "25AM1"
<b>FUNDING CHANGES</b>	<b>CRP (FHWA)</b> + Increase funds in FY 2025 in ENG from \$128,303 to \$132,650 <b>Local</b> + Increase funds in FY 2025 in ENG from \$32,076 to \$33,162
<b>FEDERAL PROJECT COST</b>	Increased from \$128,303 to \$132,650 (3.39%)
<b>TOTAL PROJECT COST</b>	Increased from \$160,379 to \$165,812 (3.39%)



## EN2421-25AM1 - BLUE STEM PHASE I NORTH OZARK GREENWAY

Plan Revision 25AM1      Section Sponsored by Local Public Agencies      Project Type Bicycle and Pedestrian      Lead Agency City of Ozark

County Christian County      Municipality Ozark      Status Programmed      Total Cost \$72,264

MoDoT ID -      Federal ID 9901877      Project From -      Project To -

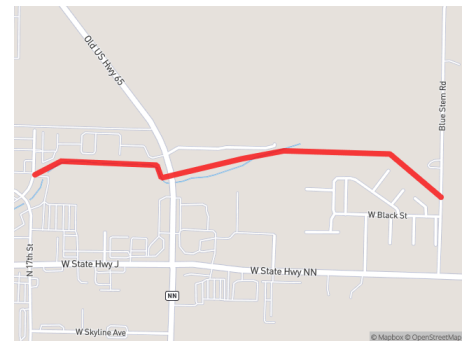
Project Considerations  
Environmental Justice Area,  
Bike/Ped Plan

Project Description  
Engineering and design of the Blue Stem Phase I trail across north Ozark.

Funding Source Notes  
Non-Federal Funding Source: City of Ozark

PHASE	FUND SOURCE	PRIOR	FY2025	FY2026	FY2027	FY2028	FUTURE	TOTAL
Engineering	CRP (FHWA)	-	\$57,811	-	-	-	-	\$57,811
Engineering	Local	-	\$14,453	-	-	-	-	\$14,453
Total Engineering		-	\$72,264	-	-	-	-	\$72,264
<b>Total Programmed</b>		-	<b>\$72,264</b>	-	-	-	-	<b>\$72,264</b>

<b>CURRENT CHANGE REASON</b>	Schedule / Funding / Scope- Update Changes in a project's total programmed amount less than 25% (up to \$2,000,000)
<b>PROJECT CHANGES</b>	ID changed from "EN2421-24A4" to "EN2421-25AM1" Plan Revision Name changed from "25Adopted" to "25AM1"
<b>FUNDING CHANGES</b>	<b>CRP (FHWA)</b> - Decrease funds in FY 2025 in ENG from \$58,424 to \$57,811 <b>Local</b> - Decrease funds in FY 2025 in ENG from \$14,607 to \$14,453
<b>FEDERAL PROJECT COST</b>	Decreased from \$58,424 to \$57,811 (-1.05%)
<b>TOTAL PROJECT COST</b>	Decreased from \$73,031 to \$72,264 (-1.05%)



## EN2422-25AM1 - FINLEY RIVER TRAIL WESTERN EXPANSION

Plan Revision 25AM1      Section Sponsored by Local Public Agencies      Project Type Bicycle and Pedestrian      Lead Agency City of Ozark

County Christian County      Municipality Ozark      Status Programmed      Total Cost \$114,270

MoDoT ID -      Federal ID 9901878      Project From -      Project To -

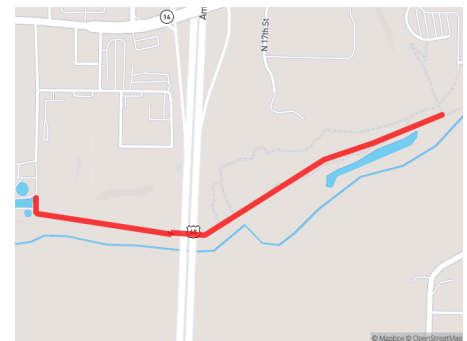
Project Considerations  
Environmental Justice Area,  
Bike/Ped Plan, Regional Trail  
Plan Priority

Project Description  
Engineering and design of the western expansion of the Finley River Trail from the Ozark Community Center, west.

Funding Source Notes  
Non-Federal Funding Source: City of Ozark

PHASE	FUND SOURCE	PRIOR	FY2025	FY2026	FY2027	FY2028	FUTURE	TOTAL
Engineering	CRP (FHWA)	-	\$91,416	-	-	-	-	\$91,416
Engineering	Local	-	\$22,854	-	-	-	-	\$22,854
Total Engineering		-	\$114,270	-	-	-	-	\$114,270
<b>Total Programmed</b>		-	<b>\$114,270</b>	-	-	-	-	<b>\$114,270</b>

<b>CURRENT CHANGE REASON</b>	Schedule / Funding / Scope- Update Changes in a project's total programmed amount less than 25% (up to \$2,000,000)
<b>PROJECT CHANGES</b>	ID changed from "EN2422-24A4" to "EN2422-25AM1" Plan Revision Name changed from "25Adopted" to "25AM1"
<b>FUNDING CHANGES</b>	<b>CRP (FHWA)</b> + Increase funds in FY 2025 in ENG from \$89,714 to \$91,416 <b>Local</b> + Increase funds in FY 2025 in ENG from \$22,428 to \$22,854
<b>FEDERAL PROJECT COST</b>	Increased from \$89,714 to \$91,416 (1.90%)
<b>TOTAL PROJECT COST</b>	Increased from \$112,142 to \$114,270 (1.90%)



## EN2402-25AM1 - LOST HILL GREENWAY BRIDGE

Plan Revision  
25AM1

Section  
Sponsored by Local Public Agencies

Project Type  
Bicycle and Pedestrian

Lead Agency  
Greene County Parks

County  
Greene County

Municipality  
Unincorporated Greene County

Status  
Programmed

Total Cost  
\$150,000

MoDoT ID  
-

Federal ID  
9901867

Project From  
-

Project To  
-

### Project Considerations

Bike/Ped Plan

### Project Description

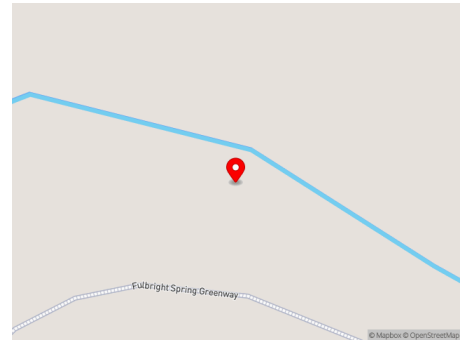
Construct new bridge to replace low-water crossing for greenway trail at Lost Hill Park.

### Funding Source Notes

Non-Federal Funding Source: Springfield-Greene County Park Board

PHASE	FUND SOURCE	PRIOR	FY2025	FY2026	FY2027	FY2028	FUTURE	TOTAL
Engineering	Local	-	\$10,975	-	-	-	-	\$10,975
Engineering	TAP (FHWA)	-	\$43,900	-	-	-	-	\$43,900
<b>Total Engineering</b>		-	\$54,875	-	-	-	-	\$54,875
Construction	Local	-	\$21,625	-	-	-	-	\$21,625
Construction	TAP (FHWA)	-	\$73,500	-	-	-	-	\$73,500
<b>Total Construction</b>		-	\$95,125	-	-	-	-	\$95,125
<b>Total Programmed</b>		-	\$150,000	-	-	-	-	\$150,000

<b>CURRENT CHANGE REASON</b>	Schedule / Funding / Scope- Update Moving funds between development phases of a project (Environmental Assessment, PE Design, ROW, Construction, or other) without major changes to the scope of the project
<b>PROJECT CHANGES</b>	ID changed from "EN2402-24" to "EN2402-25AM1" Plan Revision Name changed from "25Adopted" to "25AM1"
<b>FUNDING CHANGES</b>	<p><b>TAP (FHWA)</b></p> <ul style="list-style-type: none"> <li>+ Increase funds in FY 2025 in ENG from \$10,400 to \$43,900</li> <li>- Decrease funds in FY 2025 in CON from \$107,000 to \$73,500</li> </ul> <p><b>Local</b></p> <ul style="list-style-type: none"> <li>+ Increase funds in FY 2025 in ENG from \$2,600 to \$10,975</li> <li>- Decrease funds in FY 2025 in CON from \$30,000 to \$21,625</li> </ul>
<b>FEDERAL PROJECT COST</b>	Stays the same \$117,400
<b>TOTAL PROJECT COST</b>	Stays the same \$150,000



## EN2601-25AM1 - TRAIL/SIDEWALK HWY CC CHADWICK FLYER CONNECTION

Plan Revision: 25AM1  
 Section: Cost Shares  
 Project Type: Bicycle and Pedestrian  
 Lead Agency: City of Ozark

County: Christian County  
 Municipality: Ozark  
 Status: Programmed  
 Total Cost: \$555,726

MoDoT ID: -  
 Federal ID: -  
 Project From: Fremont Road  
 Project To: N 22nd Street

Project Considerations  
 Bike/Ped Plan

Project Description  
 Construction of Trail/Sidewalk along State Hwy CC from Fremont Road to N 22nd Street.

Funding Source Notes  
 Non-Federal Funding Source: City of Ozark

PHASE	FUND SOURCE	PRIOR	FY2025	FY2026	FY2027	FY2028	FUTURE	TOTAL
Construction	CRP (FHWA)	-	-	\$444,580	-	-	-	\$444,580
Construction	Local	-	-	\$111,146	-	-	-	\$111,146
<b>Total Construction</b>		-	-	\$555,726	-	-	-	\$555,726
<b>Total Programmed</b>		-	-	\$555,726	-	-	-	\$555,726



<b>CURRENT CHANGE REASON</b>	Schedule / Funding / Scope- Update Minor changes to funding sources between federal funding categories or between state and local sources
<b>PROJECT CHANGES</b>	ID changed from "EN2601-25A1" to "EN2601-25AM1" Plan Revision Name changed from "25A1" to "25AM1"
<b>FUNDING CHANGES</b>	<b>TAP (FHWA)</b> - Decrease funds in FY 2026 in CON from \$444,580 to \$0 <b>CRP (FHWA)</b> + Increase funds in FY 2026 in CON from \$0 to \$444,580
<b>FEDERAL PROJECT COST</b>	Stays the same \$444,580
<b>TOTAL PROJECT COST</b>	Stays the same \$555,726

## REVENUE

Revenue Source	Carryover	2025	2026	2027	2028	Total
MoDOT State/Federal	\$29,745,750	\$341,730,000	\$41,286,000	\$61,707,000	\$27,797,000	\$33,186
RAISE	\$0	\$24,822,313	\$0	\$0	\$0	\$24,822,313
Suballocated STBG-U	\$7,884,416	\$8,089,609	\$8,251,401	\$8,416,429	\$8,584,758	\$41,226,613
Suballocated TAP	\$3,355,907	\$1,635,984	\$1,668,704	\$1,702,078	\$1,736,119	\$10,098,792
Suballocated CRP	\$2,550,324	\$965,102	\$984,404	\$1,004,092	\$1,024,174	\$6,528,096
Aviation - FAA	\$0	\$3,490,713	\$3,560,527	\$3,631,738	\$3,704,373	\$14,387,351
FTA 5307	\$8,583,087	\$3,778,542	\$3,854,113	\$3,931,195	\$4,009,819	\$24,156,756
FTA 5310	\$1,209,290	\$421,275	\$429,701	\$438,295	\$447,061	\$2,945,622
FTA 5339	\$871,186	\$362,479	\$368,729	\$3,600,703	\$381,605	\$5,584,702
Transit MO HealthNet Contract	\$0	\$29,000	\$29,000	\$29,000	\$29,000	\$116,000
Transit State Operating Funding	\$247,527	\$143,500	\$143,500	\$143,500	\$43,500	\$721,527
CU Transit Utility Ratepayers	\$8,408,850	\$7,612,190	\$7,613,190	\$7,132,430	\$7,109,430	\$37,876,090
CU Transit Farebox, Ads, Rent	\$0	\$955,000	\$954,000	\$1,015,000	\$1,038,000	\$3,962,000
Human Service Agencies	\$302,323	\$57,925	\$59,084	\$60,266	\$61,471	\$541,069
<b>TOTAL</b>	<b>\$63,158,659</b>	<b>\$394,093,632</b>	<b>\$69,202,353</b>	<b>\$92,811,726</b>	<b>\$55,966,310</b>	<b>\$173,000,117</b>

## LOCAL PUBLIC AGENCY CAPACITY

LPA Capacity	2025	2026	2027	2028	Total
CART All Jurisdictions (Projected)	\$19,495,870	\$19,495,870	\$19,495,870	\$19,495,870	\$77,983,480
O&M (634.73 miles * \$5,323/mile)	(\$3,823,687)	(\$3,926,927)	(\$4,032,954)	(\$4,141,844)	(\$15,925,412)
TIP Programmed Funds All Jurisdictions	(\$15,275,520)	(\$426,941)	(\$480,773)	(\$603,873)	(\$16,787,107)
Other Committed Funds All Jurisdictions	\$62,389,099	\$62,389,099	\$62,389,099	\$62,389,099	\$249,556,396
<b>TOTAL</b>	<b>\$62,785,762</b>	<b>\$77,531,101</b>	<b>\$77,371,242</b>	<b>\$77,139,252</b>	<b>\$294,827,357</b>

Transit Local Operations/Maint.	Carryover	2025	2026	2027	2028	Total
System Operations Local	\$8,008,970	\$7,708,899	\$7,708,899	\$7,708,899	\$7,708,899	\$38,844,566
System Maintenance Local	\$399,880	\$399,880	\$399,880	\$190,000	\$190,000	\$1,579,640
Local Programmed O&M	--	(\$16,517,629)	(\$8,108,779)	(\$7,898,899)	(\$7,898,899)	(\$40,424,206)
Carryover	\$8,408,850	\$8,408,850	\$0	\$0	\$0	\$0
<b>Additional O&amp;M Costs</b>	<b>\$0</b>	<b>\$0</b>	<b>\$0</b>	<b>\$0</b>	<b>\$0</b>	<b>\$0</b>

## FINANCIAL CONSTRAINT

### FHWA Sponsored Projects

Fund Type	Programmed (2025)	Programmed (2026)	Programmed (2027)	Programmed (2028)
<b>FEDERAL</b>				
BRO (FHWA)	\$3,443,357	\$36,000	\$0	\$0
CRP (FHWA)	\$4,352,108	\$444,580	\$0	\$0
I/M (FHWA)	\$135,000	\$135,000	\$0	\$0
NHPP (FHWA)	\$82,242,400	\$19,783,200	\$44,060,800	\$19,803,200
RAISE	\$24,822,313	\$0	\$0	\$0
SAFETY (FHWA)	\$3,556,500	\$680,400	\$262,800	\$64,800
STBG (FHWA)	\$26,891,903	\$1,053,600	\$150,400	\$72,000
STBG-U (FHWA)	\$30,849,191	\$844,019	\$1,653,419	\$2,415,491
TAP (FHWA)	\$5,911,486	\$383,160	\$134,836	\$0
Federal Subtotal	\$182,204,258	\$23,359,959	\$46,262,255	\$22,355,491
<b>STATE</b>				
MoDOT	\$208,732,749	\$8,700,600	\$12,661,582	\$5,984,200
MoDOT-AC	\$22,375,997	\$12,335,200	\$5,177,164	\$2,772,800
MoDOT O&M	\$6,225,965	\$6,369,163	\$6,515,653	\$6,665,513
State Subtotal	\$237,334,711	\$27,404,963	\$24,354,399	\$15,422,513
<b>LOCAL/OTHER</b>				
Local	\$15,275,520	\$426,941	\$480,773	\$603,873
Local-AC	\$841,992	\$0	\$0	\$0
MO-ARPA	\$1,179,750	\$0	\$0	\$0
Other	\$3,207,260	\$0	\$0	\$0
Local/Other Subtotal	\$20,504,522	\$426,941	\$480,773	\$603,873
<b>Total</b>	<b>\$440,043,491</b>	<b>\$51,191,863</b>	<b>\$71,097,427</b>	<b>\$38,381,877</b>

Pending

	Prior Year	FY 2025	FY 2026	FY 2027	FY 2028	TOTAL
Available State and Federal Funding	\$29,745,750	\$341,730,000	\$41,286,000	\$61,707,000	\$27,797,000	\$502,265,750
Federal Discretionary Funding	\$0	\$24,822,313	\$0	\$0	\$0	\$24,822,313
Available Operations and Maintenance Funding	\$0	\$6,225,965	\$6,369,163	\$6,515,653	\$6,665,513	\$25,776,294
Funds from Other Sources (inc. Local)	\$0	\$20,504,522	\$426,941	\$480,773	\$603,873	\$22,016,109
Available Suballocated Funding	\$13,790,647	\$10,690,695	\$10,904,509	\$11,122,599	\$11,345,051	\$57,853,501
<b>TOTAL AVAILABLE FUNDING</b>	<b>\$43,536,397</b>	<b>\$403,973,495</b>	<b>\$58,986,613</b>	<b>\$79,826,025</b>	<b>\$46,411,437</b>	<b>\$632,733,967</b>
Carryover		\$43,536,397	\$7,466,401	\$15,261,151	\$23,989,749	--
Programmed State and Federal Funding		(\$440,043,491)	(\$51,191,863)	(\$71,097,427)	(\$38,381,877)	(\$600,714,658)
<b>TOTAL REMAINING</b>	<b>\$43,536,397</b>	<b>\$7,466,401</b>	<b>\$15,261,151</b>	<b>\$23,989,749</b>	<b>\$32,019,309</b>	<b>\$32,019,309</b>