





FINANCIAL SUMMARY  
- Enhancements -

YEARLY SUMMARY  
FY2010

PROJECT	Federal Funding Source				MoDOT	Local	Other	TOTAL
	Enhancement	ARRA*	RTP	STP-U				
RP0501	\$ -	\$ -	\$ 98,400	\$ -	\$ -	\$ 65,000	\$ -	\$ 163,400
EN0606	\$ 195,200	\$ -	\$ -	\$ -	\$ -	\$ 62,800	\$ -	\$ 258,000
EN0701	\$ 250,600	\$ -	\$ -	\$ -	\$ -	\$ 107,400	\$ -	\$ 358,000
EN0702	\$ 192,500	\$ -	\$ -	\$ -	\$ -	\$ 192,500	\$ -	\$ 385,000
EN0707	\$ 227,916	\$ -	\$ -	\$ -	\$ -	\$ 65,584	\$ -	\$ 293,500
EN0709	\$ 137,500	\$ -	\$ -	\$ -	\$ -	\$ 137,500	\$ -	\$ 275,000
EN0710	\$ 160,000	\$ -	\$ -	\$ -	\$ -	\$ 40,000	\$ -	\$ 200,000
EN0711	\$ 291,036	\$ -	\$ -	\$ -	\$ -	\$ 77,364	\$ -	\$ 368,400
EN0802	\$ 533,600	\$ -	\$ -	\$ -	\$ -	\$ 133,400	\$ -	\$ 667,000
EN0805	\$ 115,141	\$ -	\$ -	\$ -	\$ -	\$ 49,346	\$ -	\$ 164,487
EN0808	\$ 540,000	\$ -	\$ -	\$ -	\$ -	\$ 135,000	\$ -	\$ 675,000
EN0809	\$ -	\$ -	\$ -	\$ -	\$ 10,000	\$ -	\$ -	\$ 10,000
EN0811	\$ 74,309	\$ -	\$ -	\$ -	\$ -	\$ 18,577	\$ -	\$ 92,886
EN0812	\$ 33,696	\$ -	\$ -	\$ -	\$ -	\$ 8,425	\$ -	\$ 42,121
EN0813	\$ 100,000	\$ -	\$ -	\$ -	\$ -	\$ 28,592	\$ -	\$ 128,592
EN0817	\$ 364,800	\$ -	\$ -	\$ -	\$ -	\$ 91,200	\$ -	\$ 456,000
EN0818	\$ 268,800	\$ -	\$ -	\$ -	\$ -	\$ 67,200	\$ -	\$ 336,000
EN0819	\$ 24,779	\$ -	\$ -	\$ -	\$ -	\$ -	\$ -	\$ 24,779
EN0820	\$ 67,721	\$ -	\$ -	\$ -	\$ -	\$ 42,279	\$ -	\$ 110,000
EN0901	\$ -	\$ 85,186	\$ -	\$ -	\$ -	\$ -	\$ -	\$ 85,186
EN0902	\$ -	\$ 97,350	\$ -	\$ -	\$ -	\$ -	\$ -	\$ 97,350
EN0903	\$ -	\$ 125,000	\$ -	\$ -	\$ -	\$ -	\$ -	\$ 125,000
EN0904	\$ 39,000	\$ 293,202	\$ -	\$ -	\$ -	\$ 9,750	\$ -	\$ 341,952
EN0905	\$ -	\$ 73,797	\$ -	\$ -	\$ -	\$ 3,061	\$ -	\$ 76,858
EN0906	\$ 73,000	\$ -	\$ -	\$ -	\$ -	\$ 18,250	\$ -	\$ 91,250
EN1001	\$ -	\$ -	\$ -	\$ -	\$ -	\$ 594,940	\$ -	\$ 594,940
EN1002	\$ -	\$ -	\$ -	\$ 50,000	\$ -	\$ 12,500	\$ -	\$ 62,500
TOTAL	\$ 3,689,598	\$ 674,535	\$ 98,400	\$ 50,000	\$ 10,000	\$ 1,960,668	\$ -	\$ 6,483,201

FY2011

EN0606	\$ 195,200	\$ -	\$ -	\$ -	\$ -	\$ 62,800	\$ -	\$ 258,000
EN0809	\$ 57,949	\$ -	\$ -	\$ 105,904	\$ 65,964	\$ -	\$ -	\$ 229,817
TOTAL	\$ 253,149	\$ -	\$ -	\$ 105,904	\$ 65,964	\$ 62,800	\$ -	\$ 487,817

TOTAL PROGRAM	Federal Funding Source				MoDOT	Local	Other	TOTAL
	Enhancement	ARRA*	RTP	STP-U				
\$ 3,942,747	\$ 674,535	\$ 98,400.00	\$ 155,904	\$ 75,964	\$ 2,023,468	\$ -	\$ -	\$ 6,971,018

\* ARRA funding is overprogrammed in order to ensure that funds are expended. The actual amount available is \$581,997.00.

**FINANCIAL SUMMARY**  
-Enhancements-

**FINANCIAL CONSTRAINTS**

Enhancement	Funding Source						TOTAL
	ARRA	RTP	STP-U	MoDOT	Local	Other	
<b>PRIOR YEAR</b>							
Balance	\$3,961,083	\$98,400	\$105,904	\$0	\$0	\$0	4,747,384
<b>2010</b>							
Funds Anticipated	\$ -	\$ -	\$ 50,000	\$ 10,000	\$ 1,960,668	\$ -	2,020,668
Funds Programmed	\$ 3,689,598	\$ 98,400	\$ 50,000	\$ 10,000	\$ 1,960,668	\$ -	6,509,455
Running Balance	\$271,485	\$0	\$0	\$0	\$0	\$0	258,597
<b>2011</b>							
Funds Anticipated	\$ -	\$ -	\$ 105,904	\$ 65,964	\$ 62,800	\$ -	234,668
Funds Programmed	\$ 253,149	\$ -	\$ 105,904	\$ 65,964	\$ 62,800	\$ -	487,817
Running Balance	\$0	\$0	\$0	\$0	\$0	\$0	0

\* ARRA funding is overprogrammed in order to ensure that funds are expended.

FINANCIAL SUMMARY  
- Highways -

YEARLY SUMMARY

FY2010

PROJECT	FHWA Federal Funding Source											MoDOT	Local	Other	TOTAL	
	STP	STP-Urban	ARRA	NHS	ITS	Safety	I/M	BRM	Bridge							
MO1003												\$ 162,000				\$ 162,000
MO1030		\$ 242,000										\$ 628,000	\$ 60,500			\$ 930,500
MO1005												\$ 218,000				\$ 218,000
MO1006												\$ 234,000				\$ 234,000
MO1007												\$ 219,000				\$ 219,000
MO1008												\$ 2,000				\$ 2,000
MO1009												\$ 262,000				\$ 1,013,000
MO1010												\$ 15,000				\$ 15,000
MO1021												\$ 113,000				\$ 684,000
MO1022												\$ 40,148	\$ 40,148			\$ 281,038
MO1023												\$ 13,905	\$ 13,905			\$ 100,000
MO1024												\$ 196,000	\$ 139,000			\$ 1,027,000
CC0901		\$ 320,000	\$ 900,000									\$ 2,187,178	\$ 80,000			\$ 1,300,000
GR0512		\$ 3,504,000										\$ 5,242,000	\$ 875,000			\$ 6,586,178
GR0902		\$ 1,061,000										\$ 304,000				\$ 1,054,000
GR0907												\$ 750,000				\$ 6,303,000
GR0909		\$ 320,000										\$ 80,000	\$ 80,000			\$ 1,054,000
GR1002												\$ 2,725,000				\$ 2,725,000
GR1003												\$ 152,000				\$ 152,000
GR1005												\$ 554,000				\$ 554,000
GR1006												\$ 1,000,000				\$ 1,000,000
GR1007												\$ 291,000				\$ 291,000
GR1008												\$ 47,500	\$ 47,500			\$ 95,000
NX0901		\$ 369,275										\$ 92,318				\$ 461,593
NX0905		\$ 177,336										\$ 63,434				\$ 240,770
NX0906			\$ 119,913									\$ 5,000	\$ 21,837			\$ 146,750
OK0801		\$ 60,000										\$ 15,000				\$ 75,000
OK0807												\$ 258,967				\$ 258,967
OK0808												\$ 160,000				\$ 160,000
OK0904		\$ 24,000										\$ 6,000				\$ 30,000
OK0911		\$ 8,000	\$ 40,000									\$ 2,000				\$ 50,000
OK0912		\$ 5,450	\$ 13,188									\$ 1,362				\$ 20,000
OK1004												\$ 15,000				\$ 15,000
OK1005												\$ 10,000				\$ 10,000
RP0603												\$ 45,000				\$ 45,000
RP0805												\$ 50,000				\$ 50,000
RP1002												\$ 2,000				\$ 2,000
RP1003												\$ 5,000	\$ 80,000			\$ 85,000
RG0901												\$ 5,000				\$ 5,000
SP0504												\$ 400,000				\$ 400,000
SP0508												\$ 2,500,000				\$ 2,500,000

FINANCIAL SUMMARY  
- Highways -

FY2010 continued

PROJECT	FHWA Federal Funding Source										MoDOT	Local	Other	TOTAL	
	STP	STP-Urban	ARRA	NHS	ITS	Safety	I/M	BRM	Bridge						
SP0512												\$ 350,000			\$ 350,000
SP0701												\$ 850,000			\$ 850,000
SP0718												\$ 310,000			\$ 310,000
SP0719												\$ 940,000			\$ 940,000
SP0801												\$ 400,000			\$ 400,000
SP0804												\$ 295,000			\$ 295,000
SP0903												\$ 200,000			\$ 200,000
SP0904												\$ 500,000			\$ 500,000
SP0911											\$ 89,000				\$ 89,000
SP0914												\$ 120,000			\$ 120,000
SP1001											\$ 1,993,000				\$ 1,993,000
SP1002											\$ 1,353,000				\$ 1,353,000
SP1011												\$ 500,000			\$ 500,000
SP1012											\$ 331,000				\$ 331,000
SP1013											\$ 248,000				\$ 248,000
SP1014											\$ 1,343,000				\$ 1,343,000
SP1015											\$ 75,000				\$ 75,000
SP1016											\$ 270,000				\$ 270,000
SP1017											\$ 20,000				\$ 20,000
SP1018											\$ 15,000				\$ 15,000
SP1019											\$ 5,000				\$ 5,000
SP1020											\$ 25,000				\$ 25,000
SP1021											\$ 15,000				\$ 15,000
SP1101											\$ 1,000				\$ 1,000
SP1103											\$ 1,000				\$ 1,000
WI1001											\$ 3,000				\$ 3,000
ST1001											\$ 108,000				\$ 108,000
<b>TOTAL</b>	<b>\$</b>	<b>\$ 6,091,061</b>	<b>\$ 1,073,101</b>	<b>\$</b>	<b>\$ 964,932</b>	<b>\$ 551,000</b>	<b>\$</b>	<b>\$</b>	<b>\$ 1,501,000</b>	<b>\$ 18,665,231</b>	<b>\$ 11,326,971</b>	<b>\$ 47,500</b>	<b>\$</b>	<b>\$ 40,220,796</b>	

FINANCIAL SUMMARY  
- Highways -

FY2011

PROJECT	STP	FHWA Federal Funding Source										MoDOT	Local	Other	TOTAL	
		STP-Urban	ARRA	NHS	ITS	Safety	I/M	BRM	Bridge							
MO0908												\$ 1,419,000	\$ 500,000			\$ 1,919,000
MO1105												\$ 66,800				\$ 334,000
MO1103		\$ 250,000										\$ 659,000	\$ 62,500			\$ 971,500
MO1104												\$ 44,000				\$ 44,000
MO1150												\$ 223,000				\$ 223,000
GR1005													\$ 2,220,000			\$ 2,220,000
GR1006													\$ 2,000,000			\$ 2,000,000
GR1007													\$ 1,810,000			\$ 1,810,000
GR1008													\$ 800,000	\$ 800,000	\$ 1,600,000	
NX0602		\$ 36,928											\$ 9,232		\$ 46,160	
NX0701		\$ 226,055											\$ 56,313		\$ 282,368	
NX0703		\$ 76,000											\$ 19,000		\$ 95,000	
OK0902													\$ 50,000		\$ 50,000	
OK0904		\$ 200,000											\$ 50,000		\$ 250,000	
SP0512													\$ 150,000		\$ 150,000	
SP0701												\$ 6,060,000			\$ 6,060,000	
SP0911												\$ 5,000			\$ 5,000	
SP1020												\$ 662,000			\$ 662,000	
SP1102												\$ 809,000			\$ 809,000	
SP1103												\$ 1,660,000			\$ 1,660,000	
SP1104												\$ 10,188,800	\$ 9,077,045	\$ 800,000	\$ 21,122,028	
<b>TOTAL</b>		<b>\$ 788,983</b>	<b>\$</b>	<b>\$</b>	<b>\$</b>	<b>\$</b>	<b>\$</b>	<b>\$</b>	<b>\$</b>	<b>\$</b>	<b>\$</b>	<b>\$ 267,200</b>	<b>\$ 9,077,045</b>	<b>\$ 800,000</b>	<b>\$</b>	<b>\$ 21,122,028</b>

FINANCIAL SUMMARY  
- Highways -

FY2012

PROJECT	FHWA Federal Funding Source										MoDOT	Local	Other	TOTAL	
	STP	STP-Urban	ARRA	NHS	ITS	Safety	I/M	BRM	Bridge						
MO1205											\$ 66,800				\$ 334,000
MO1203		\$ 258,000									\$ 721,000	\$ 64,500			\$ 1,043,500
MO1204											\$ 40,000				\$ 40,000
GR0602												\$ 3,000,000			\$ 3,000,000
GR1007												\$ 1,500,000			\$ 1,500,000
NX0801		\$ 1,641,975										\$ 410,484			\$ 2,052,469
<b>TOTAL</b>	<b>\$</b>	<b>\$ 1,984,775</b>	<b>\$</b>	<b>\$</b>	<b>\$</b>	<b>\$</b>	<b>\$</b>	<b>\$</b>	<b>\$</b>	<b>\$</b>	<b>\$ 827,800</b>	<b>\$ 4,986,194</b>	<b>\$</b>	<b>\$</b>	<b>\$ 8,075,969</b>



**FINANCIAL SUMMARY**  
- Highways -

FY2013

PROJECT	FHWA Federal Funding Source										MoDOT	Local	Other	TOTAL
	STP	STP-Urban	ARRA	NHS	ITS	Safety	I/M	BRM	Bridge					
MO1301											\$ 30,000			\$ 30,000
MO1305											\$ 66,800			\$ 66,800
MO1303		\$ 266,000									\$ 742,000	\$ 66,500		\$ 1,074,500
CC0701		\$ 200,000										\$ 50,000		\$ 250,000
CC0801		\$ 176,000										\$ 44,000		\$ 220,000
RP0901												\$ 95,000		\$ 95,000
<b>TOTAL</b>	<b>\$ -</b>	<b>\$ 642,000</b>	<b>\$ -</b>	<b>\$ -</b>	<b>\$ -</b>	<b>\$ -</b>	<b>\$ -</b>	<b>\$ -</b>	<b>\$ -</b>	<b>\$ -</b>	<b>\$ 808,800</b>	<b>\$ 255,500</b>	<b>\$ -</b>	<b>\$ 2,003,500</b>

FY2014

PROJECT	FHWA Federal Funding Source										MoDOT	Local	Other	TOTAL
	STP	STP-Urban	ARRA	NHS	ITS	Safety	I/M	BRM	Bridge					
MO0908	\$ 1,061,000										\$ (1,061,000)			\$ -
MO1403	\$ 2,096,000										\$ (2,096,000)			\$ -
GR0902				\$ 3,657,000							\$ (3,657,000)			\$ -
GR1002	\$ 1,889,000										\$ (1,889,000)			\$ -
SP0911				\$ 4,478,000							\$ (4,478,000)			\$ -
SP1001						\$ 1,674,000					\$ (1,674,000)			\$ -
SP1002				\$ 1,000,800							\$ (1,000,800)			\$ -
SP1012	\$ 238,000										\$ (238,000)			\$ -
SP1013	\$ 178,000										\$ (178,000)			\$ -
SP1014				\$ 968,000							\$ (968,000)			\$ -
SP1101	\$ 193,000										\$ (193,000)			\$ -
SP1102	\$ 475,000										\$ (475,000)			\$ -
SP1103	\$ 581,000										\$ (581,000)			\$ -
<b>TOTAL</b>	<b>\$ 5,650,000</b>	<b>\$ -</b>	<b>\$ -</b>	<b>\$ 10,103,800</b>	<b>\$ -</b>	<b>\$ -</b>	<b>\$ 1,674,000</b>	<b>\$ -</b>	<b>\$ -</b>	<b>\$ -</b>	<b>\$ (17,427,800)</b>	<b>\$ -</b>	<b>\$ -</b>	<b>\$ -</b>

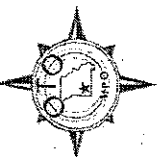
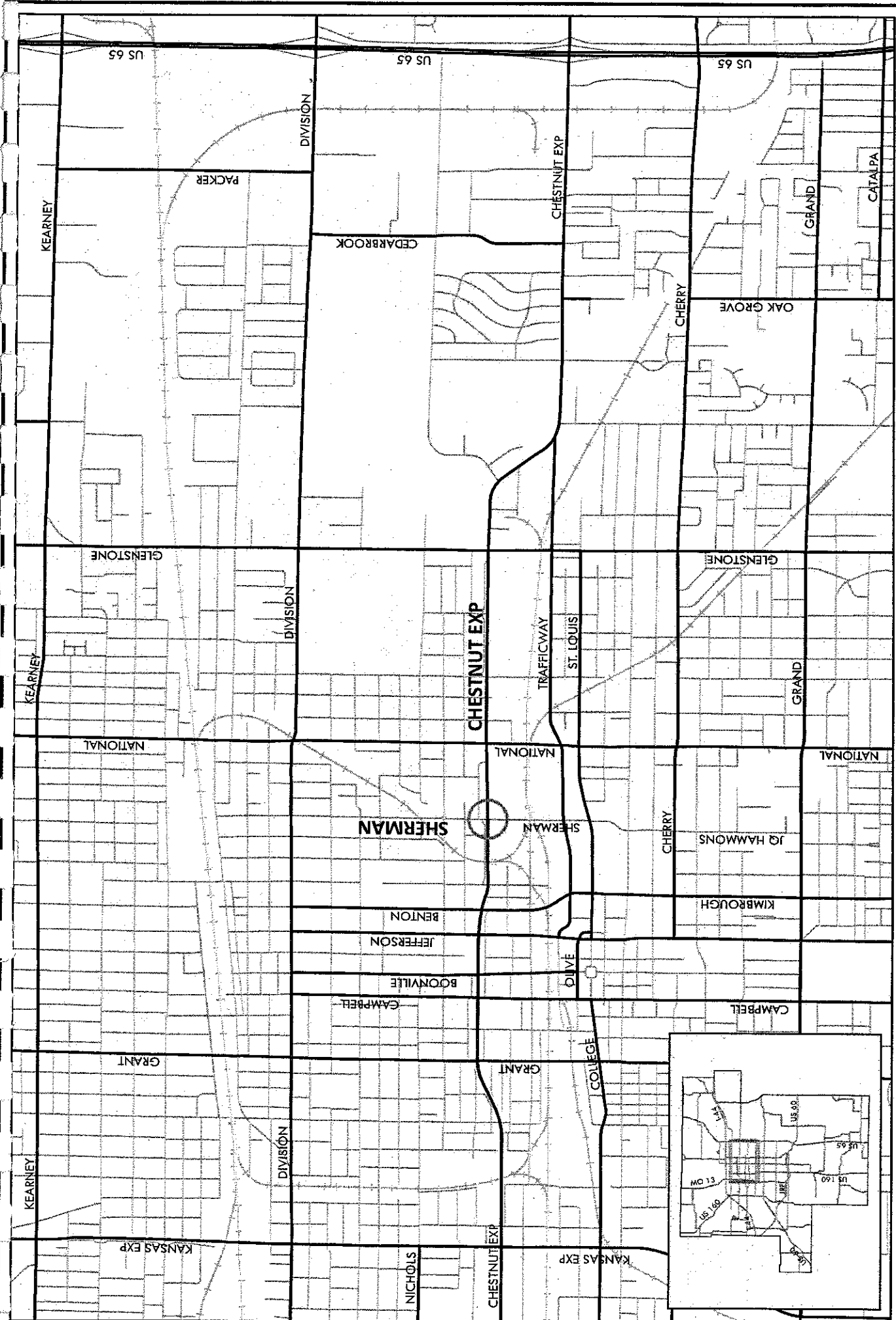
**FINANCIAL SUMMARY**  
-Highways-

**FINANCIAL CONSTRAINT**

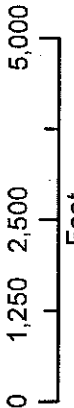
	Federal						State				TOTAL	Local	Other	TOTAL
	STP	STP-Urban	ARRA	NHS	ITS	Safety	IM	BRM	Bridge	MoDOT Programmed Projects				
2010 Funds Programmed	\$ -	\$ (8,091,081)	\$ (1,073,101)	\$ -	\$ (964,932)	\$ (951,000)	\$ -	\$ -	\$ (1,501,000)	\$ (19,655,231)	\$ (5,876,000)	\$ (11,326,971)	\$ (47,500)	\$ (46,096,796)
2011 Funds Programmed	\$ -	\$ (788,983)	\$ -	\$ -	\$ -	\$ -	\$ -	\$ -	\$ (267,200)	\$ (10,188,800)	\$ (6,058,156)	\$ (9,077,045)	\$ (800,000)	\$ (27,180,194)
2012 Funds Programmed	\$ -	\$ (1,984,775)	\$ -	\$ -	\$ -	\$ -	\$ -	\$ -	\$ (267,200)	\$ (927,800)	\$ (6,245,959)	\$ (4,986,194)	\$ -	\$ (14,321,928)
2013 Funds Programmed	\$ -	\$ (842,000)	\$ -	\$ -	\$ -	\$ -	\$ -	\$ -	\$ (267,200)	\$ (808,800)	\$ (6,439,584)	\$ (255,500)	\$ -	\$ (8,413,084)
<b>Total</b>	\$ -	\$ (9,606,819)	\$ (1,073,101)	\$ -	\$ (964,932)	\$ (551,000)	\$ -	\$ -	\$ (2,302,600)	\$ (30,490,631)	\$ (24,619,699)	\$ (25,655,710)	\$ (847,500)	\$ (88,011,982)

	Prior Year	2010	2011	2012	2013	TOTAL
Available State and Federal	\$0	\$25,010,000	\$10,170,000	\$8,420,000	\$8,480,000	\$52,080,000
Available Operations and		\$5,876,000	\$6,058,156	\$6,245,959	\$6,439,584	\$24,619,699
Available Suballocated	\$10,925,055	\$3,913,079	\$3,913,079	\$3,913,079	\$3,913,079	\$26,577,371
Suballocated	\$1,224,980	\$0	\$0	\$0	\$0	\$1,224,980
<b>TOTAL AVAILABLE</b>	\$12,150,035	\$34,799,079	\$20,141,235	\$18,579,038	\$18,832,663	\$104,502,050
Programmed State and		\$ (834,722,325)	\$ (17,303,139)	\$ (9,325,734)	\$ (9,157,484)	\$ (969,508,782)
<b>TOTAL</b>		\$ (834,722,325)	\$ (17,303,139)	\$ (9,325,734)	\$ (9,157,484)	\$ (969,508,782)
<b>REMAINING</b>	\$12,150,035	\$76,754	\$2,838,096	\$9,253,304	\$10,675,079	\$34,993,268


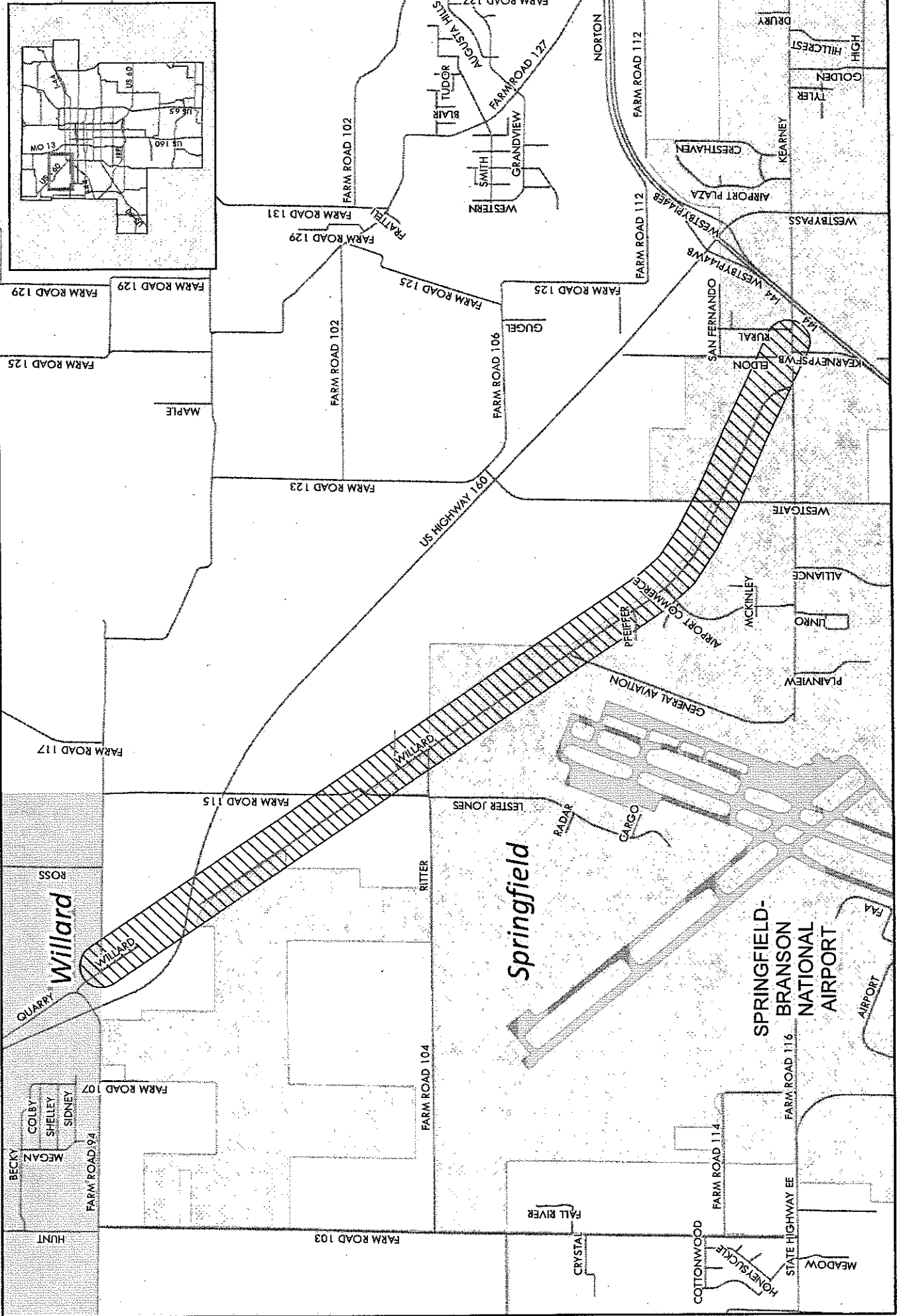
Available State and Federal Funding	\$17,053,065
Available Suballocated STP-U	\$17,197,002
Available Suballocated BEM	\$1,224,980
<b>TOTAL</b>	\$35,475,047



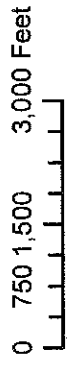
# City of Springfield Chestnut Expressway & Sherman Avenue



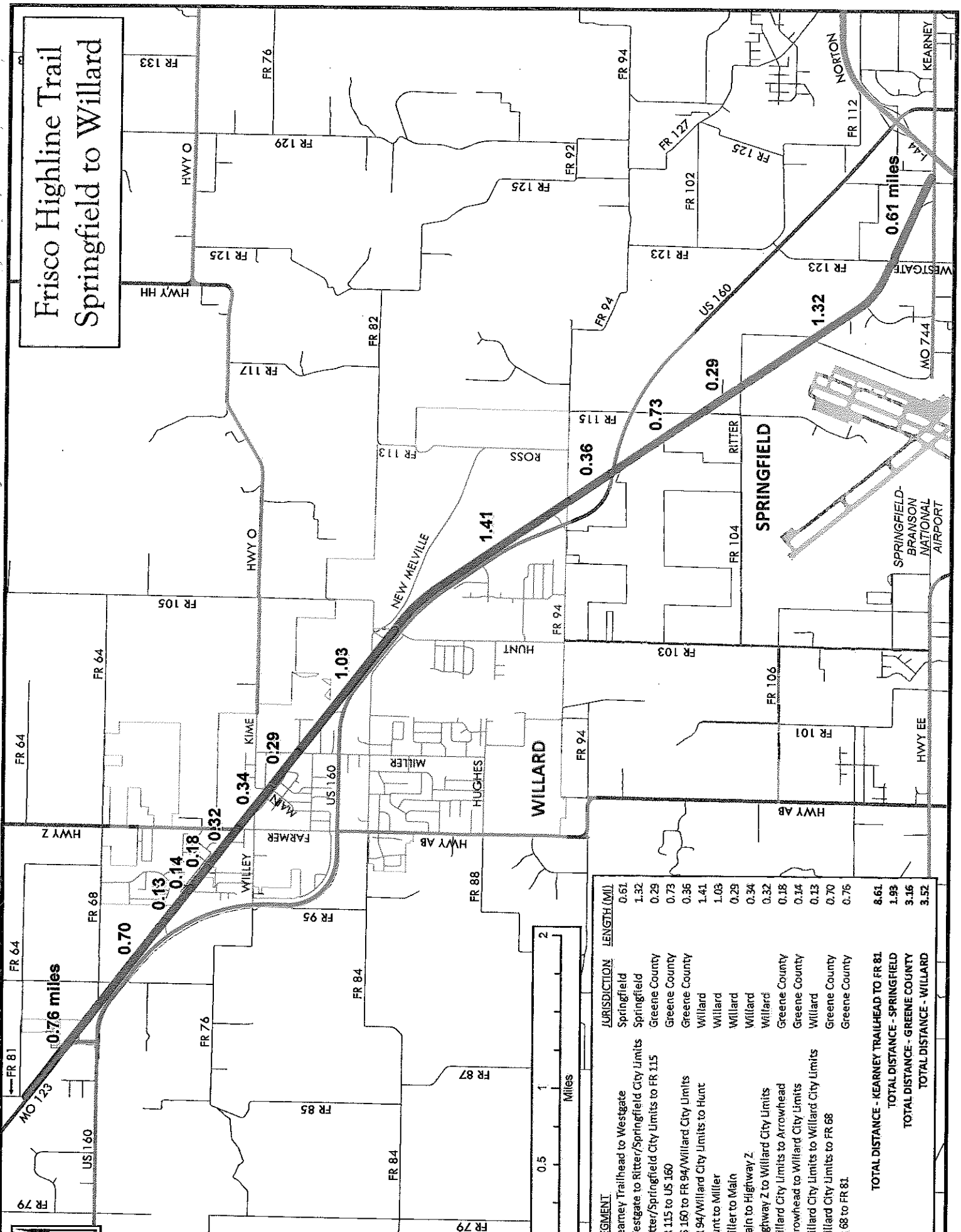
1 inch = 1/2 mile



# Greene County Frisco Highline Trail



# Frisco Highline Trail Springfield to Willard



SEGMENT	JURISDICTION	LENGTH (MI)
Kearney Trailhead to Westgate	Springfield	0.61
Westgate to Ritter/Springfield City Limits	Springfield	1.32
Ritter/Springfield City Limits to FR 115	Greene County	0.29
FR 115 to US 160	Greene County	0.73
US 160 to FR 94/Willard City Limits	Greene County	0.36
FR 94/Willard City Limits to Hunt	Willard	1.41
Hunt to Miller	Willard	1.03
Miller to Main	Willard	0.29
Main to Highway Z	Willard	0.34
Highway Z to Willard City Limits	Willard	0.32
Willard City Limits to Arrowhead	Greene County	0.18
Arrowhead to Willard City Limits	Greene County	0.14
Willard City Limits to Willard City Limits	Willard	0.13
Willard City Limits to FR 68	Greene County	0.70
FR 68 to FR 81	Greene County	0.76
<b>TOTAL DISTANCE - KEARNEY TRAILHEAD TO FR 81</b>		<b>8.61</b>
<b>TOTAL DISTANCE - SPRINGFIELD</b>		<b>1.99</b>
<b>TOTAL DISTANCE - GREENE COUNTY</b>		<b>3.16</b>
<b>TOTAL DISTANCE - WILLARD</b>		<b>3.52</b>